


PLEASE READ THE INSTRUCTIONS CAREFULLY BEFORE FITTING THE KIT.




Your car and the engine bay should look like the ones in these pictures, if not then talk to your kit supplier. Should you still have a problem, call K&N customer services. Tel: 01925-636950. Fax: 01925-243111.

Photo A

1. Unclip and remove the intake hose from the air box assembly.


2. Unclip and remove the intake scoop from the front cross member and air box assembly.



3. Remove the air box assembly from the front mounting rubber, then slide the assembly out of the rear mounting grommets. Remove the assembly from the car.

Photo B

1. Attach the new mounting bracket to the original rear air box mounting grommet using the large washers, spring washer, flat washer, nut and screw. Which are provided in the kit.



Tuning.

CAT. Cars. No adjustments are required.

An increase in fuel may be required if further engine modifications are to be carried out.

Filter maintenance.

Under normal conditions clean and reoil the filter at approx. 40,000 miles / 65,000 Km.

Use only K&N cleaner and oil and follow the instructions carefully.

K&N filters are pre-oiled ready to fit.

The advantage's of K&N's cold air intake system.

Cooler air being denser, will show positive improvements in power over filter systems that draw hot air from the engine bay.

This Kit Should Contain:

- 1 x Clamp On Filter.
- 1 x Cold Air Hose Assembly.
- 1 x Instruction Sheet.
- 1 x Instruction Pack :-
 - 1 x Filter Maintenance Sheet.
 - 1 x Leaflet.
 - 1 x K&N Window Sticker.
 - 1 x Million Mile Warranty.
- 1 x Fixing Kit :-
 - 1 x Rubber Blanking Plug
 - 1 x M6 x 40 Screw.
 - 2 x M6 Nut.
 - 2 x 6mm Spring Washers.
 - 2 x Flat washers.
 - 2 x Large Flat washers.
 - 1 x #44 Studded Hose Clip.
 - 1 x #40 Hose Clip.
 - 2 x Long Plastic Ties.
 - 1 x Bracket.
 - 1 x Metal Tube

FITTING YOUR 57i KIT

If you are not fitting the kit **it is essential** that the person fitting the kit (eg. Mechanic) **carefully follows these particular instructions** even if they have fitted K&N kits before. This will save you both time and money. Kits fitted incorrectly may show a loss in performance, e.g. the positioning of the essential cold air hose, (flexi expandable and rubber hoses are used).

A final check under the bonnet, by yourself with the instructions, would seem sensible.

